

SETUP

System Parameters

Setup:

Label:

Position & Orientation

X [m]: Ver. [°]:

Y [m]: Hor. [°]:

Z [m]:

Filter Settings

Input Configuration

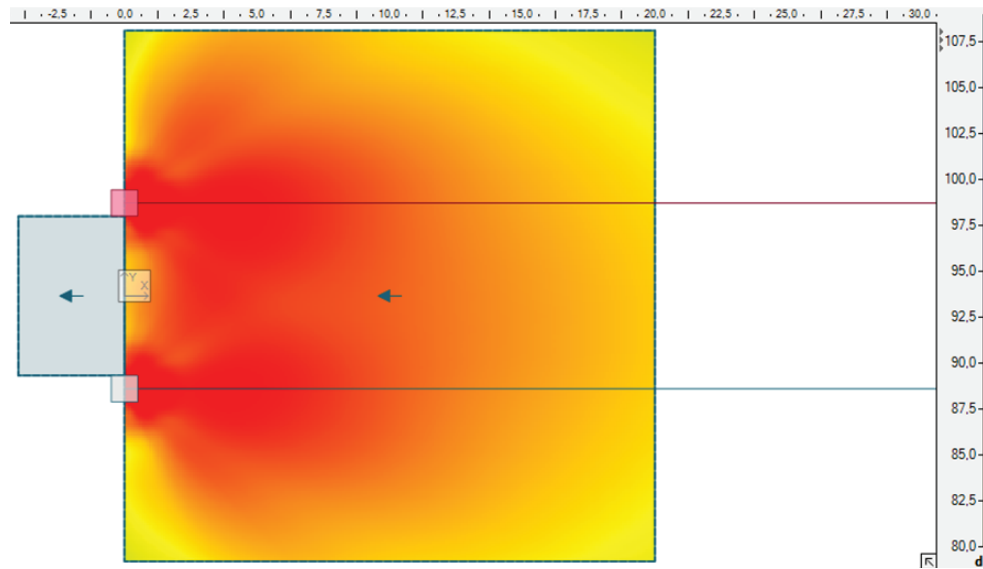
7: event 210A —

6: event 210A —

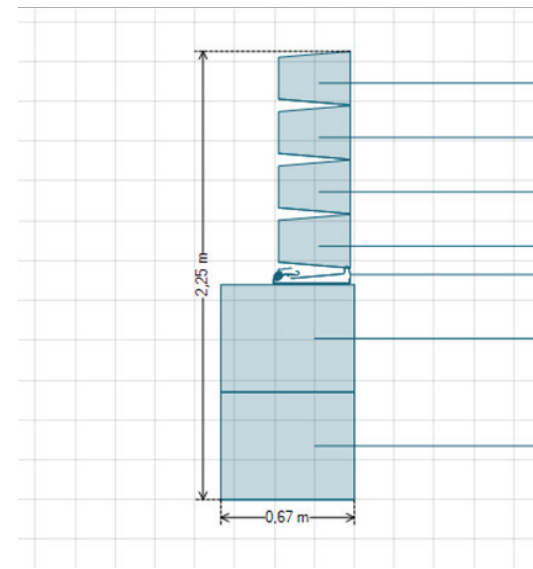
5: event 210A —

4: event 210A —

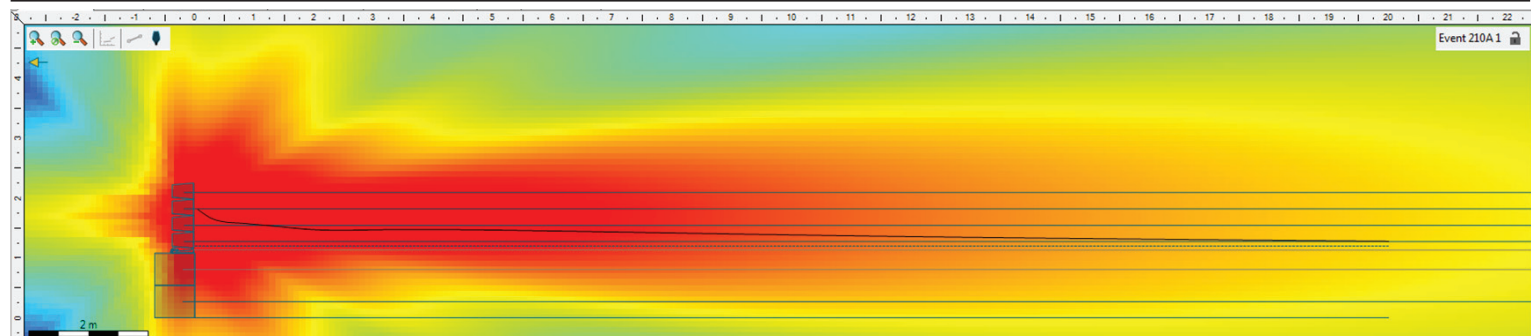
TOP VIEW



RIGGING



SIDE VIEW



event series



EVENT 210A

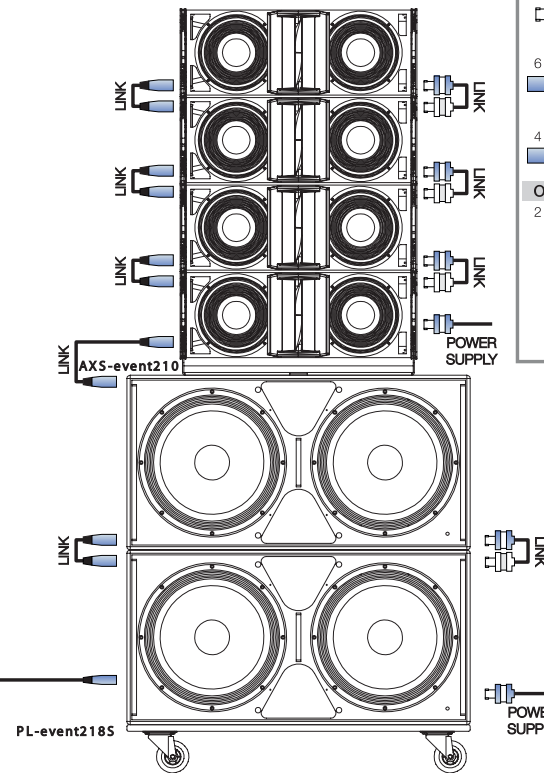
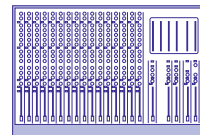
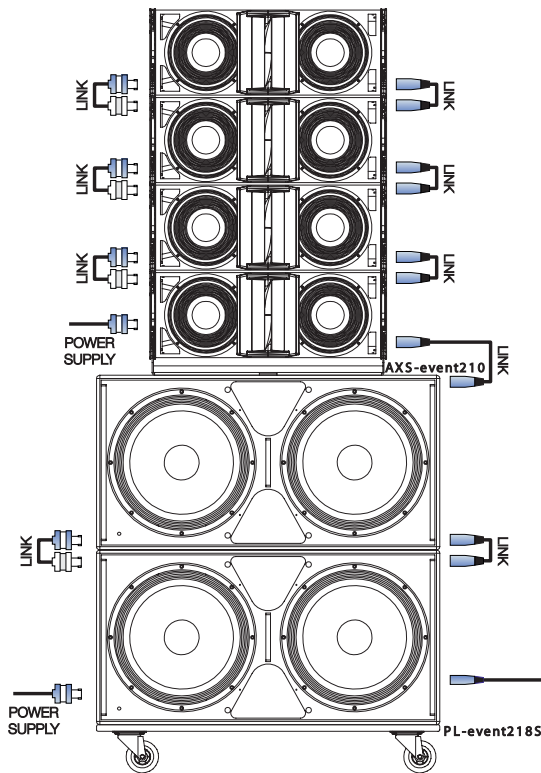
SIMULATION REPORT / INFORME DE SIMULACIÓN

8 X EVENT 210A
4 X EVENT 218A
SMALL STACKED
21500W PEAK POWER

NUMBER OF UNITS



Select the preset of 4 units on the amplifier's control panel



System Accessories

Rigging frames

2 x AXS-event210



Speaker cabling:

6 x PowerCon link 0,5 m



2 x PowerCon link 1 m



6 x Signal link 0,5 m

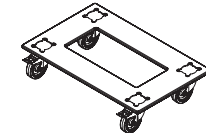


4 x Signal link 1 m

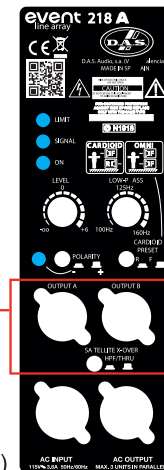


Others

2 x PL-event218S



Use the Satellite X-over on the event 218A for the event 208A cabinets (HPF knob must be pressed)



event series



EVENT 210A

SIMULATION REPORT / INFORME DE SIMULACIÓN

<u>MODEL</u>	<u>UNITS</u>	<u>COMMENTS</u>
--------------	--------------	-----------------

Event 210A	8	
Event 218A	4	
AX-event210	2	
PL-event218S	2	
PowerCon link 0.5 m	6	
PowerCon link 1 m	2	
Signal link 0.5 m	6	
Signal link 1 m	4	

PERFORMANCE DATA

SPL (1250 Hz, 1 oct)	109-101dB
Max. Recommended Area	20 x 20 meters
Max. Recommended Audience	1600 persons
Peak Power	21500 W